



The Cochrane Library 2013 Impact Factor and Usage Data Pack

When considering the data presented below, please be aware of the following:

- **The dataset we have used to generate impact factors for individual review groups (ISI Web of Science) is slightly different to the dataset that ISI use to calculate the impact factors of journals (the Journal Citation Report). Individual Cochrane Review Group (CRG) impact factor data, therefore, should not be quoted as “official” impact factors, but can be used within the Collaboration.**
- Both ISI databases (Web of Science and Journal Citation Report) report upon the number of articles published in a year. For The Cochrane Database of Systematic Reviews (CDSR) this means all new reviews plus all updated Reviews that have a new citation record.
- Each individual review group faces a variety of challenges in the publication of Cochrane Reviews, and some of these may impact upon the data presented below. For example, if a CRG publishes a large number of updated Reviews with new citation records these may increase the ratio of publications to citations, thereby lowering the impact factor.

1. How the *Hepato-Biliary Group* contributes to Cochrane Database of Systematic Reviews (CDSR):

- a) Each year in June Thomson Reuters publish the impact factors of all journals indexed in the ISI Journal Citation Report.
- b) The 2013 impact factor for CDSR is **5.939**, which describes the ratio of the number of reviews published during 2011 and 2012 (1660) to the number of citations these reviews received in 2013 (9859).

The 2013 CRG impact factor for the Hepato-Biliary Group is **3.366** (41 publications cited 138 times).

A review published by the Hepato-Biliary Group in 2011 or 2012 was cited, on average, 3.366 times in 2013.

- c) The top ten **most cited** reviews from the Hepato-Biliary Group contributing to the 2013 impact factor are:



CD Number	Review Title	Times cited in 2013
CD007176	Antioxidant supplements for prevention of mortality in healthy participants and patients with various diseases	44
CD004787	Transarterial (chemo)embolisation for unresectable hepatocellular carcinoma	14
CD008716	Probiotics for patients with hepatic encephalopathy	8
CD003619	Weight reduction for non-alcoholic fatty liver disease	8
CD008344	Nutritional support for liver disease	6
CD005162	Terlipressin for hepatorenal syndrome	6
CD008264	Antibiotics for leptospirosis	5
CD007605	Nutritional interventions for liver-transplanted patients	5
CD009052	Methods to decrease blood loss and transfusion requirements for liver transplantation	4
CD002799	Alpha-foetoprotein and/or liver ultrasonography for screening of hepatocellular carcinoma in patients with chronic hepatitis B	3

The full list of Reviews contributing to the 2013 impact factor for the Hepato-Biliary Group is provided in the accompanying Excel file.



d) The top ten **most cited** reviews (2013) published in the CDSR (all CRGs) contributing to the 2013 impact factor are:

Review Title	CRG	Times Cited
Decision aids for people facing health treatment or screening decisions	Consumers and Communication Group	119
Interventions for preventing obesity in children	Public Health Group	103
Audit and feedback: effects on professional practice and healthcare outcomes	Effective Practice and Organisation of Care Group	71
Exercise-based cardiac rehabilitation for coronary heart disease	Heart Group	69
Interventions for preventing falls in older people living in the community	Bone, Joint and Muscle Trauma Group	67
Industry sponsorship and research outcome	Methodology Review Group	66
Adverse effects of biologics: a network meta-analysis and Cochrane overview	Musculoskeletal Group	65
Screening for breast cancer with mammography	Breast Cancer Group	60
Statins for the primary prevention of cardiovascular disease	Heart Group	60
Antioxidant supplements for prevention of mortality in healthy participants and patients with various diseases	Hepato-Biliary Group	44

2. How the *Hepato-Biliary Group* impact factor compares to that of other Cochrane Review Groups (CRGs):

a) **Figure 1**, details the number of publications and citations contributing to the 2013 impact factor for each CRG as a percentage of the CDSR. **Figure 2** shows the 2013 CRG impact factor for each CRG. It is important to remember that these figures have been calculated using datasets from ISI Web of Science and are not 'official' impact factors.

Figure 1: % Publications (Dark blue) and % Citations (Light blue) of CDSR for each CRG

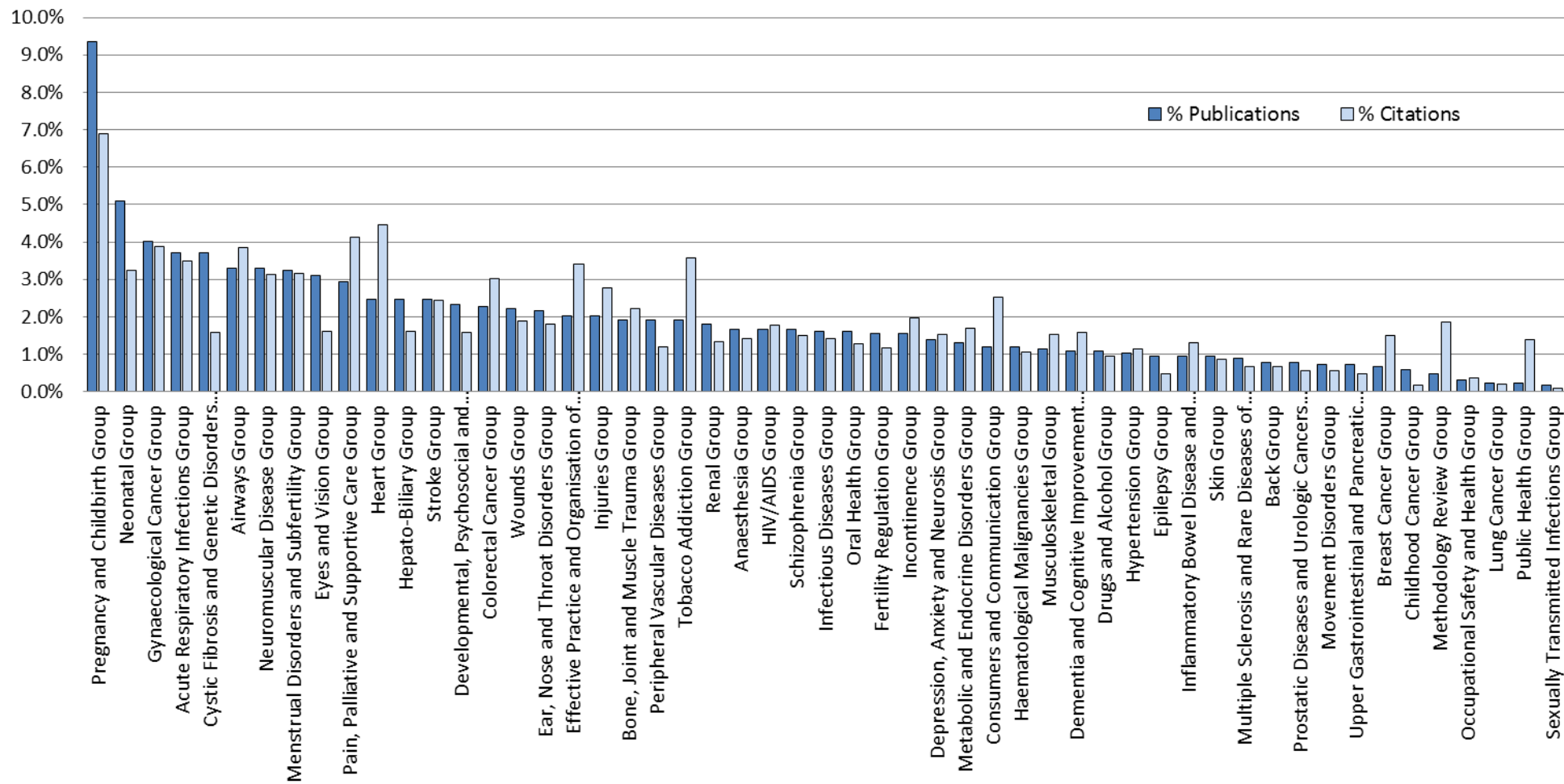
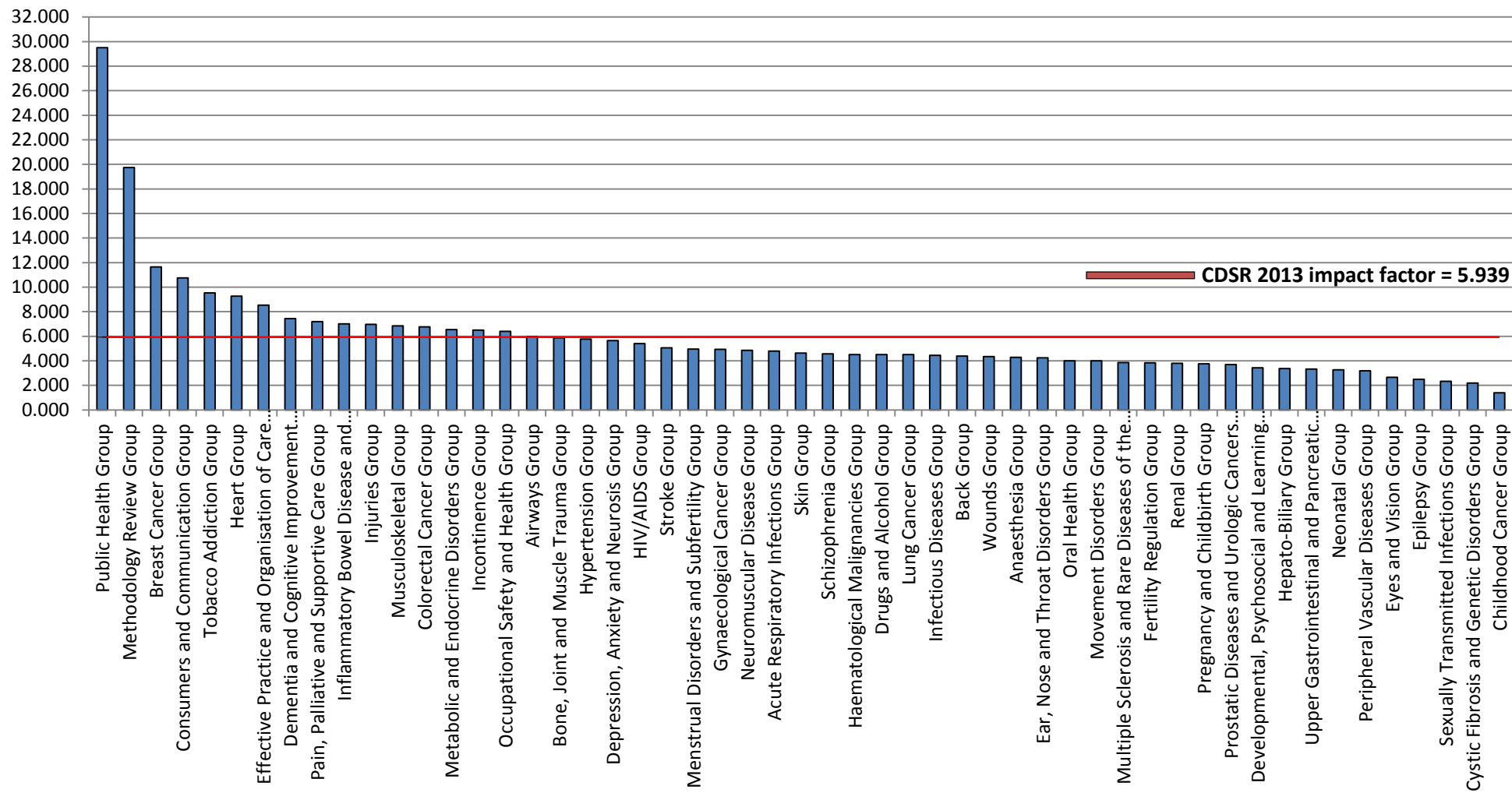


Figure 2: CRG impact factor for each CRG (i.e. number of cites in 2013 to reviews published by in 2011–2012, divided by the number of reviews published in 2011-2012)





3. How the *Hepato-Biliary Group* impact factor compares with that of journals publishing in the same subject:

We have compared the CRG data with journals in the relevant subject categories. Sometimes the journal with the top impact factor is not directly comparable — either because of the scope of the journal, or the number of reviews published — in which case we have identified a journal as a possible match to the review group subject area.

CRG	Category (median IF)	Top Journal by IF	Possible match from subject
Hepato-Biliary Group	Gastroenterology & Hepatology	Gastroenterology	Hepatology
3.366	2.403	13.926	11.190

Please contact Gavin Stewart (gstewart@wiley.com) if you would like to see comparisons to other journals.

4. How the citation data compare to Wiley Online Library usage data:

- a) Each Review in CDSR, regardless of publication date, was accessed in full-text format on average 661 times during 2013 (5,802 articles accessed 3,836,736 times). This is a fall of 8% on the 2012 figure of 715 (5,586 articles accessed 3,995,874 times).

Reviews published by the Hepato-Biliary Group were accessed in full-text format on average 261 times during 2013 (162 articles accessed 42,229 times). This is a fall of 20% on the 2012 figure of 313 (158 articles accessed 49,411 times).



b) The top ten **most accessed** reviews from the Hepato-Biliary Group are:

CD Number	Review Title	Full Text Accesses
CD007176	Antioxidant supplements for prevention of mortality in healthy participants and patients with various diseases	3,136
CD005440	Early versus delayed laparoscopic cholecystectomy for people with acute cholecystitis	1,857
CD008344	Nutritional support for liver disease	1,789
CD002907	Antibiotic prophylaxis for cirrhotic patients with upper gastrointestinal bleeding	1,187
CD003328	Interventions for paracetamol (acetaminophen) overdose	1,147
CD005162	Terlipressin for hepatorenal syndrome	1,033
CD003327	Surgical versus endoscopic treatment of bile duct stones	859
CD000551	Ursodeoxycholic acid for primary biliary cirrhosis	725
CD003617	Interferon for interferon nonresponding and relapsing patients with chronic hepatitis C	722
CD003620	Milk thistle for alcoholic and/or hepatitis B or C virus liver diseases	690

The access data for all Hepato-Biliary Group Reviews during 2013 is provided in the accompanying Excel file.

5. How the usage of *Hepato-Biliary Group* reviews compares to usage of reviews published by other Cochrane Review Groups:

- a) **Figure 3**, details the number of publications and full text accesses contributing to the usage figure of 661 for each CRG as a percentage of the CDSR. **Figure 4** shows the average usage per review as accessed via Wiley Online Library during 2013 (regardless of publication date).

Figure 3: % Publications (dark blue) and % Full Text Accesses (light blue) of CDSR for each CRG (in order of percentage of publications)

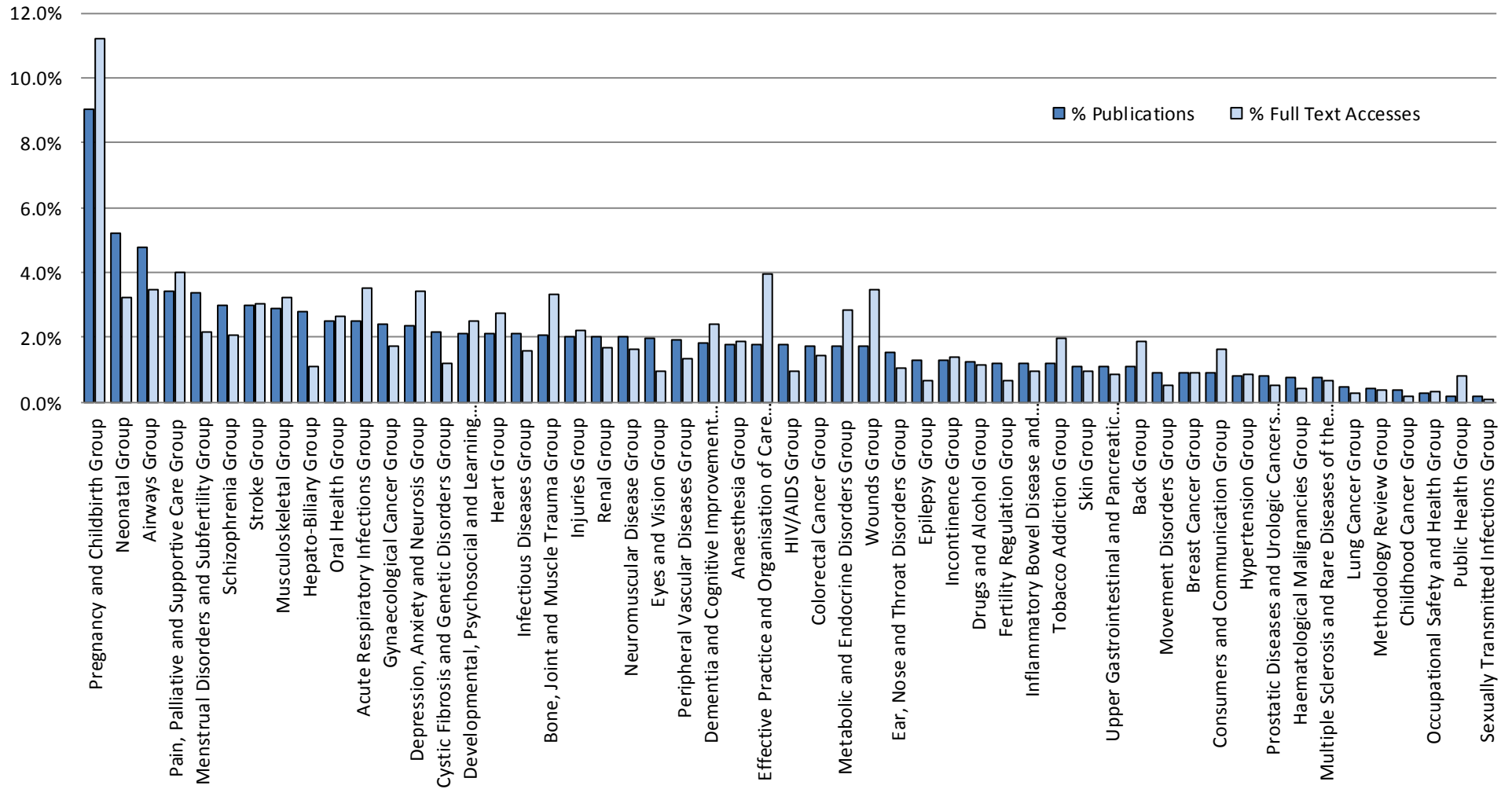
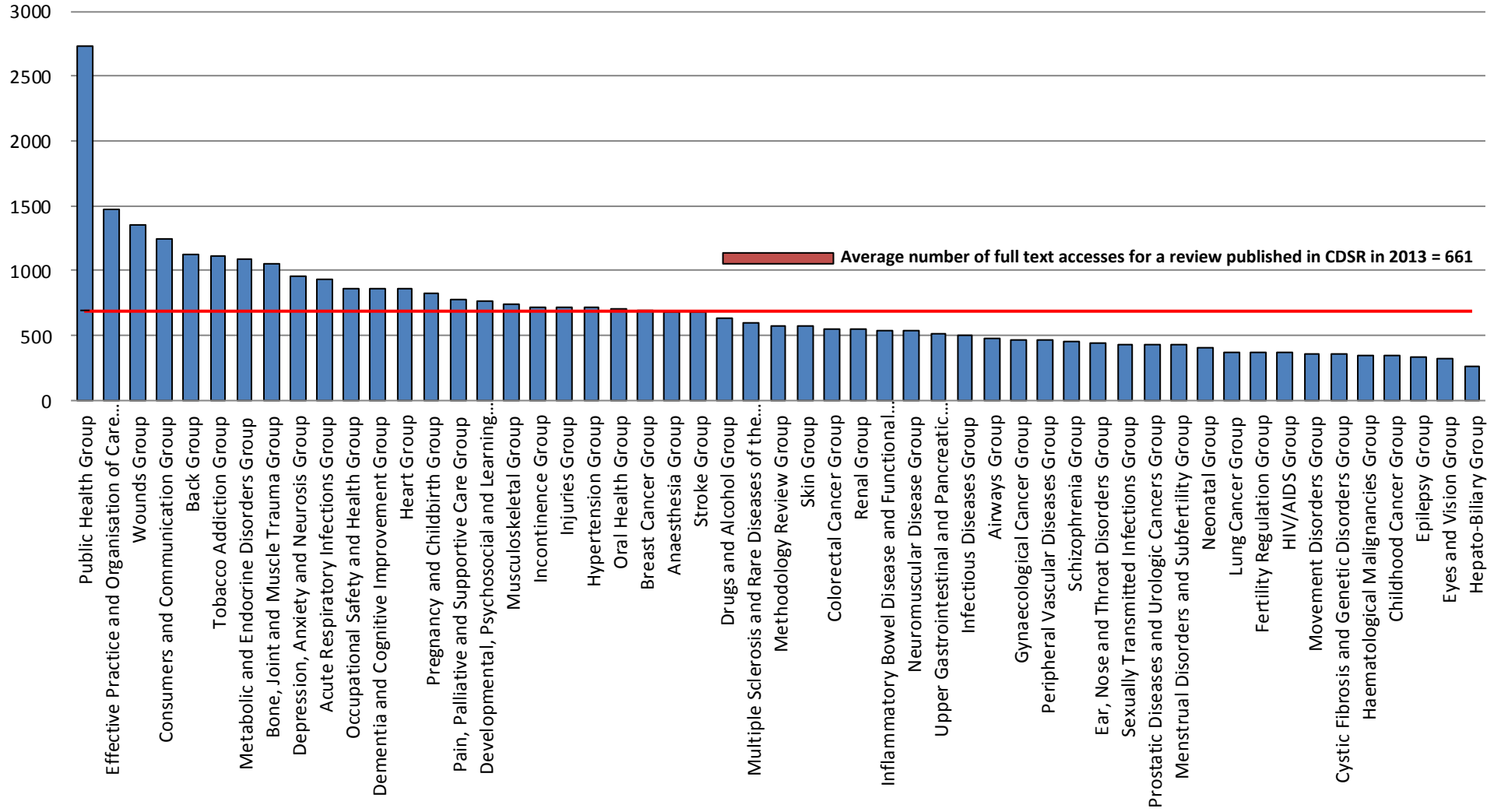




Figure 4: Average number of full-text accesses during 2013 by Cochrane Review Group





Additional resources:

- A Frequently Asked Questions (FAQ) document is available from The Cochrane Library homepage, which describes the CDSR impact factor and contains additional information about the citation index. You can access this document [here](#).
- If you have any further queries regarding the data presented in this report, please contact Gavin Stewart (gstewart@wiley.com).